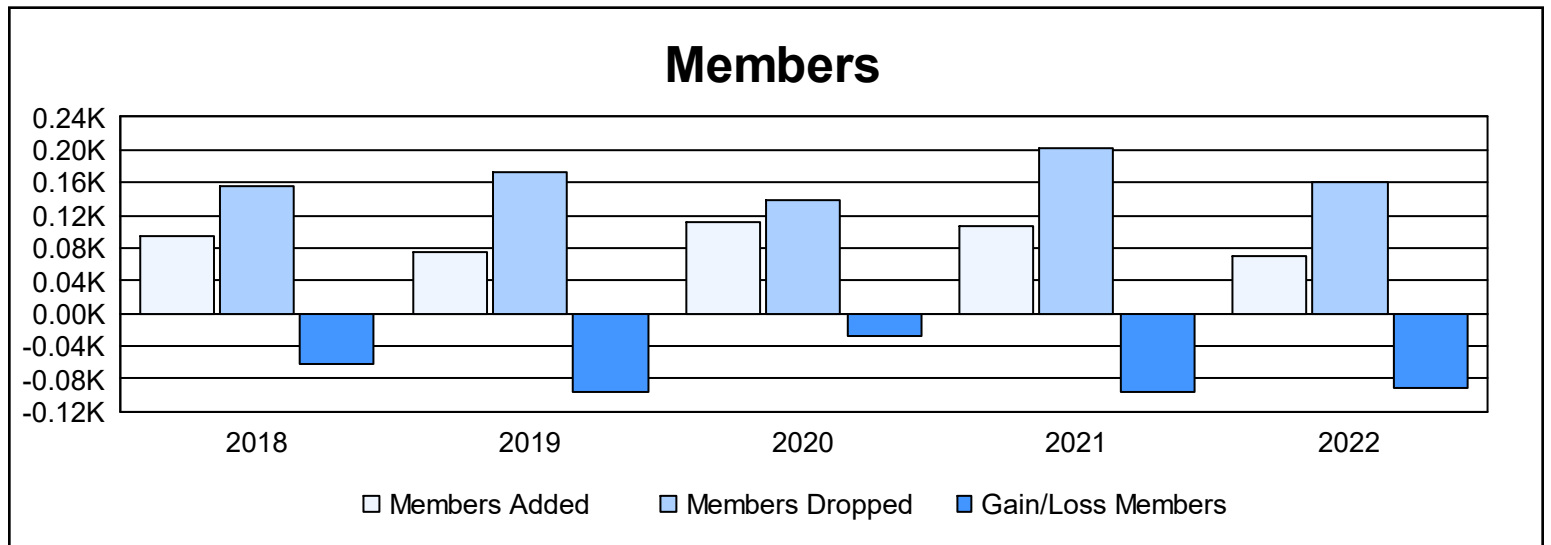
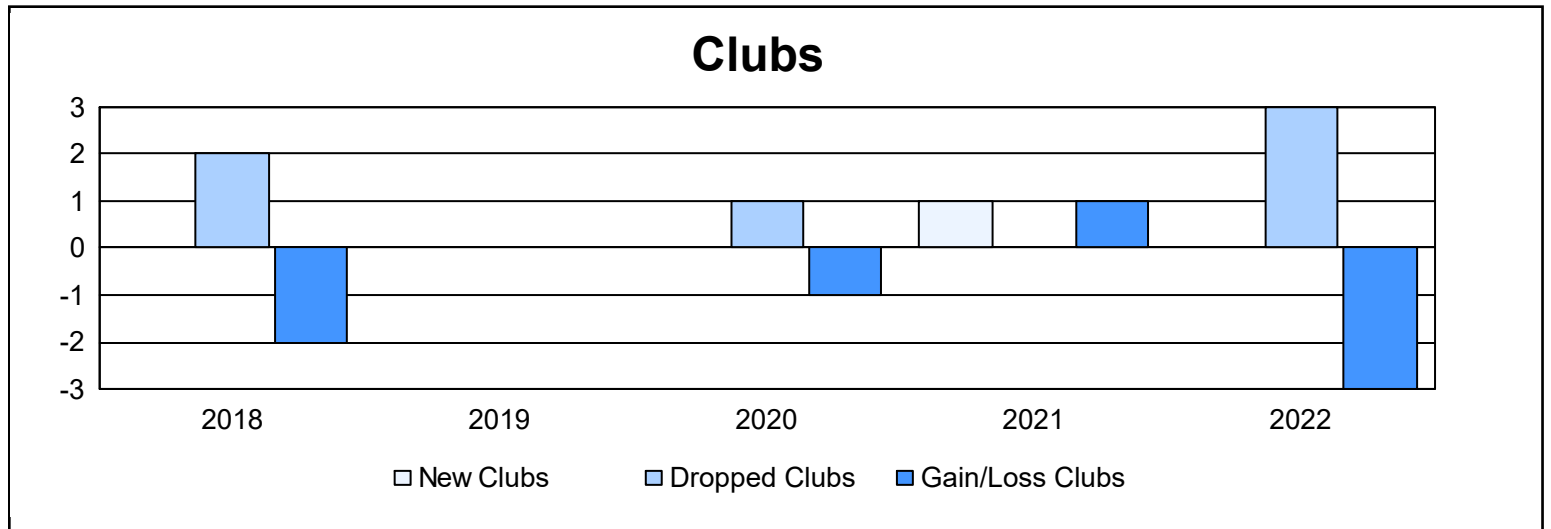
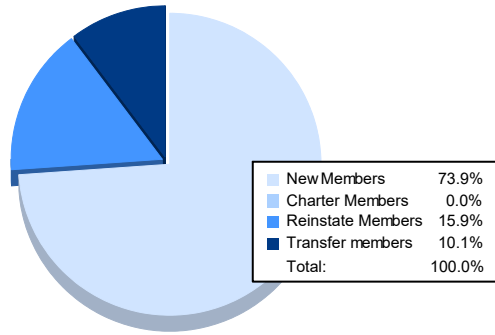


Year	New Clubs	Dropped Clubs	Gain/ Loss Clubs	New Members	Charter Members	Reinstate Members	Transfer Members	Total Member Added	Total Members Dropped	Gain/ Loss Members
2017-2018	0	2	-2	72	1	18	3	94	156	-62
2018-2019	0	0	0	61	0	11	4	76	172	-96
2019-2020	0	1	-1	104	0	6	2	112	139	-27
2020-2021	1	0	1	44	46	9	8	107	202	-95
2021-2022	0	3	-3	51	0	11	7	69	160	-91
<b>Average</b>	<b>0</b>	<b>1</b>	<b>-1</b>	<b>66</b>	<b>9</b>	<b>11</b>	<b>5</b>	<b>92</b>	<b>166</b>	<b>-74</b>



### Membership Composition June 2022 Cumulative



### Gender Composition June 2022 Cumulative

